



Way of Life!



ATV RANGE



You want an ATV that makes molehills out of mountains? We're on common ground.

This is much more than just a job to you. It is to us, too. At Suzuki, we love building ATVs that'll get you wherever the work takes you, whatever the weather and terrain. It's often tough, always challenging, but like you, we wouldn't have it any other way.

George - Sales and Marketing Manager



Contents

- 4 Why Choose Suzuki?
- 6 KingQuad 750 Power Steering LT-A750XP
- 8 KingQuad 500 LT-A500X & KingQuad 500 Power Steering LT-A500XP
- 10 KingQuad 400 Manual LT-F400F & KingQuad 400 Auto LT-A400F
- 12 Ozark 250 LT-F250
- 14 QuadSport 90 LT-Z90 & QuadSport 50 LT-Z50
- 16 Utility Specifications
- 17 Junior Specifications
- 18 Parts & Accessories
- 19 Way of Life!

WHY CHOOSE SUZUKI?



THEFT DETERRENT AS STANDARD

The CESAR Security System powered by Datatag is the official security initiative of both the Construction Equipment Association (CEA) and the Agricultural Engineers Association (AEA) and comes FREE on all new Suzuki utility ATVs. This Suzuki Datatag kit will give your ATV a unique 'fingerprint' with an identity that cannot be erased, however hard a criminal may try. This acts as a strong theft deterrent and a tool for recovery should the worst happen, as well as reducing your insurance premiums.



FREE EASI TRAINING

Working on the land can be a dangerous job. That's why we strongly recommend the five-hour EASI certificate course. Covering pre-ride checks, riding in different conditions, and negotiating obstacles, it'll help keep you, and your ATV, safe and productive long-term. Visit www.quadsafety.org for more details.



PEACE OF MIND TWO-YEAR WARRANTY

All our ATVs come with a full two-year unlimited mileage warranty, which is subject to owner registration and scheduled service records. Certain exclusions for service and wear and tear items may apply, please see Owner's Service Book for details.



NATIONAL NETWORK SUPPORT

However remote you are, you'll find a Suzuki ATV dealership within reach. Our network covers the UK, offering friendly, expert advice, servicing and aftersales to help you get the most from your machine.



TRY BEFORE YOU BUY

We know that you want an ATV that is comfortable, reliable, and as hard working as you are. Giving you the chance to 'try before you buy',* helps you get a feel for the right model and our expert dealers are on hand to help you find the ATV that is most suitable for you, and your business' needs.

FREE SUZUKI WORKWEAR KIT

We know you'll be riding your ATV in all weathers and conditions. So when you buy from an authorised Suzuki dealer, we'll give you a FREE Suzuki workwear kit, consisting of a branded bodywarmer and overalls. Anything we can do to make a tough way of life a little easier.

COURTESY ATV SCHEME*

Relying on your ATV as you do, you literally can't afford to be without it, even for a day. So when you bring your machine, whatever make or model, in for service or repairs, we'll give you a courtesy Suzuki ATV to keep you and your business moving.

*Participating dealers only.

For more information, and to find your local Suzuki ATV Dealer, visit SUZUKI-ATV.CO.UK



BUILT TO WORK AS HARD AS YOU DO

All Suzuki ATVs are taken through a thorough testing process, including final visual inspection of the engine and chassis, and full test rides, which include the use of all gears, speedometer and lights, as well as rider tests of the suspension and steering.

Once Suzuki ATVs leave the factory, they are also fully PDI checked and track tested by authorised Suzuki dealers across the UK.

SIMPLE CONTROLS

On rough ground and in foul weather, you've got enough on your mind without worrying what gear you're in. Choose one of our models with continuously variable transmission to take care of this for you.

KEY INFORMATION AT A GLANCE

The big, clear digital LCD display includes a speedometer, odometer, twin trip meters, clock, hour meter, gear indicator, fuel gauge and drive mode readings. Everything you need to know, at a glance.

EASY MANOEUVRING

Optional power steering makes for much easier low-speed manoeuvring. It also helps eliminate bump-steer at higher speeds, giving you a more comfortable, safer and better ride.

VERSATILE TRACTION

We design our ATVs to be easy to use – and it doesn't get much simpler than this. When things get tough, just press the big red button on the handlebar to engage 4-wheel drive, and flick the button to lock the rear diff.

RELIABLE BRAKING

Water and mud are your ATV's natural working environment. Our sealed rear brake unit prevents the brake parts from getting wet or contaminated, giving you consistent and predictable braking, whatever the conditions.

ALL DAY COMFORT

We understand that when you spend hours on your ATV you need it to be comfortable. Our unique T-shaped seat, which we invented years ago and have fitted to our ATVs ever since, provides all-day comfort and freedom of movement you simply won't find anywhere else.

POWERFUL AND ECONOMICAL

Running a business, you've always got one eye (if not both) on your costs. Our efficient fuel injection system, fitted to all KingQuad ATV models, ensures each drop is well used, as well as boosting performance and reliability.

SMOOTH AND QUALITY RIDE

We first introduced fully independent suspension on ATVs way back in 1991. Since then, we've applied the technology on a number of our models, allowing you to go where you want with the greatest comfort.

GRIP IN ALL CONDITIONS

Heavy rain doesn't stop you. With our torque-sensing slip limiting front differential, it won't stop your ATV either. Designed specifically for UK conditions, the system detects wheel spin and automatically transfers power to whichever wheel has the most grip.





BUILT FOR THE TOUGHEST CONDITIONS


Our most powerful model, built for the toughest environments and most arduous working conditions. With its QuadMatic 4-wheel drive, fully independent suspension and advanced engine braking system, the KingQuad 750 is undaunted by steep slopes and boggy terrain on mountain and hill farms. At lower levels, its power, torque and unique T-shaped seat make it equally at home carrying you through a day's work in comfort.

The right ATV for you depends largely on the nature of your land and enterprise. If you're spending long hours in the saddle, routinely riding over very rough country, towing large loads, or using heavy attachments then choose the KingQuad 750 Power Steering. Thanks to its truly remarkable technology, you can rely on your KingQuad 750 to put in as many hours as you do – and come back for more tomorrow.

Colours available

Terra green

Flame red



Suzuki electric power steering

Lighter steering designed to help reduce rider fatigue comes from a torque sensor and ECU, which relay information to the power steering motor.




Fuel injected 722cc engine

Smooth and useable power for any task, due to the instant throttle response and improved fuel efficiency designed specifically for all terrain use.



Sealed oil-bathed multi-disc rear brake

Experience consistently strong stopping power and reliability from the sealed oil-bathed multi-disc rear brake unit, which prevents mud, dirt or water from contaminating the brakes.



Fully independent suspension with 5-way preload adjustment

Feel comfortable all day long. The fully independent front and rear suspension, with 5-way adjustable preload settings allow optimum traction whilst maintaining a superior ride quality.

“THE SUPERIOR GROUND CLEARANCE, INDEPENDENT SUSPENSION AND HIGH RIDING POSITION MAKE IT EASY TO RIDE OVER ROUGH MOORLAND”

PETER FAWCETT, GAMEKEEPER, COUNTY DURHAM

KINGQUAD 750 POWER STEERING





TOUGHNESS COMBINED WITH EASY HANDLING

The KingQuad 500 is an incredibly versatile ATV. With 4-wheel drive, fully independent suspension and an advanced engine braking system, it has true off-road capability. The 493cc fuel-injected engine's cylinder head and piston are specially designed to provide power and torque across the rev range, making the KingQuad equally suitable for towing, use with attachments, or just as a great pair of legs.

On lowland farms, estates and equestrian properties, the standard model offers the ideal balance of features, toughness and easy handling. For the more demanding conditions of hill farms, or if you're regularly in the seat all day, why not try the power steering model, which offers even greater control, precision and fatigue-free riding.

Colours available

Terra green

Flame red



Suzuki electric power steering

Manoeuvring at low speeds is easy with the option of speed sensitive power steering, which also eliminates bump-steer at higher speeds.



493cc fuel injected engine

Great power and torque allows you to tow heavy loads and traverse demanding terrain, whilst the fuel injection supplies power in a controllable manner.



Push button 2WD/4WD selection

Whether you need to tread carefully or storm over obstacles, the selectable 2WD/4WD with optional differential lock is at the touch of a button.



Fully independent suspension

Experience the ultimate comfortable ride all day long, even over tough terrain with the fully independent wishbone front and rear suspension, and 5-way adjustable settings.

"I USE THE KINGQUAD 500 ALL DAY, EVERY DAY, FOR SHEPHERDING, FEEDING AND REPAIRING FENCING. THE AMOUNT OF TIME AND LABOUR IT SAVES IS IMPORTANT TO MY BUSINESS"

JAMES SESSFORD, LIVESTOCK FARMER, WARWICKSHIRE

KINGQUAD 500 & KINGQUAD 500 POWER STEERING





Multi-function digital display

All the information you need which is easy to read at a quick glance, giving you more time to concentrate on the terrain.



Fuel injection

Adding reliability and an increase in power and torque, whilst maintaining great economy.



Twin-shock rear suspension

Stay comfortable all day long with advanced dual rear-shock suspension.



5-speed manual or fully automatic transmission

Easy manoeuvring means you can concentrate on the task at hand. Whether you choose the 5-speed manual or automatic CVT transmission, both models include high and low ratios and a reverse gear.

SMOOTH POWER AND TORQUE FOR COMPLETE CONFIDENCE

Our KingQuad 400 has truly remarkable technology - and capabilities to match. Both models are powered by our efficient, fuel-injected 376cc engine, which delivers plenty of smooth power and torque for farm, forestry, estate and equestrian work. With selectable 2 and 4-wheel drive, high and low ratios, independent front suspension and dual hydraulic disc brakes up front, you can take on steep, wet and uneven ground with complete confidence.

Like all KingQuad models, the 400 is also equipped with our digital multifunction display. An all-in-one speedometer, odometer, trip-meter, hour-meter, clock and fuel gauge, it's clear and easy to read, even if the weather and terrain are anything but. Plus, with a choice of five-speed manual or fully automatic transmission, you can choose the machine that perfectly matches your preferences, riding style and location.

Colours available

Terra green

Flame red

“THE 400 HAS GREAT FEATURES, ESPECIALLY THE HIGH/LOW RANGE GEAR BOX AND TWIN SHOCK SUSPENSION. WE FIND IT FAR MORE COMFORTABLE TO RIDE THAN OTHER ATVS”

SIMON HALL, LIVESTOCK FARMER, COUNTY DURHAM



KINGQUAD 400 AUTO & KINGQUAD 400 MANUAL



A GREAT WORKHORSE

The Ozark provides dependable, all-day-long transport around the farm or estate. Its 246cc engine starts at the touch of a button, and is designed to keep running for hours on end. With 2-wheel drive, it's perfectly suited to trails, forest tracks and farm roads, with the added benefit of light steering and handling. Its twin front disc brakes provide safe, predictable stopping power whatever the conditions – especially reassuring for new and occasional riders.

Its compact dimensions make the Ozark highly manoeuvrable, which combined with its full set of luggage racks makes it ideal for working in the yard. It's also surprisingly powerful, with more than enough capacity to tow trailers, roll paddocks or drag a set of harrows round the manège.

Colours available

Terra green

Flame red



Engine and transmission

The Ozark can tackle all terrain due to its 246cc engine and 5-speed manual transmission.



Compact dimensions

A comfortable ATV which is stable, manoeuvrable and easy to ride due to its lightweight chassis and low centre of gravity. Suitable out in the field or through tight passes.



Front disc brakes

You can keep your Ozark 250 under control, even when carrying or towing a load due to the powerful dual front disc brakes.



Mudguards and floorboards

Stay clean and dry with the big mudguards, full-skid plate and full floorboards, protecting you from all types of terrain.

“THIS IS THE BEST PRIZE I’VE WON TO DATE; WE’VE HAD OTHER ATVS BEFORE BUT THE SUZUKI OZARK IS JUST A SUPERB ALL-ROUND PACKAGE.”

WILL FURLONG, U21 CHAMPION HOUGHTON INTERNATIONAL HORSE TRIALS 2014



OZARK 250



A REAL ATV

We know that children generally want to be just like Mum or Dad. So, we've given the QuadSport the independent front and swingarm rear suspension and long-travel twin independent shock absorbers we specify on our bigger machines – which also means it's just as comfortable, too.

Whether you choose the 49 or 90cc four-stroke engine, the QuadSport is a real ATV. With an electric starter and CVT automatic transmission, it's easy to get going, while powerful drum brakes and most importantly remote engine tether cut-off keep everything safe and under control.

Colours available


White



LT-Z90

Sporty styling


Young riders can feel like a true racer with the stylish bodywork and detailing.



LT-Z90

Capable engine

Powerful, yet safe and easy to handle.



LT-Z50

Built for fun

Easy to use, scaled-down controls and a 49cc engine mean younger riders aged 6-12* can experience a truly entertaining machine.



LT-Z50

Easy to use

Hassle free fun comes from the smooth CVT automatic transmission and electric starter.

*Under adult supervision

“MY KIDS LOVE THEIR QUAD BIKES, AND WITH THE ADDED SAFETY FEATURES I FEEL CONFIDENT ENOUGH THEY ARE SAFE AND UNDER CONTROL.”

PAUL GOODERSON, DAD, LEIGHTON BUZZARD

QUADSPORT 90 & QUADSPORT 50



UTILITY SPECIFICATIONS

Model	KingQuad 750 LT-A750XP	KingQuad 500 LT-A500XP	KingQuad 500 LT-A500X	KingQuad 400 Auto LT-A400F	KingQuad 400 LT-F400F	Ozark 250 LT-F250
Engine Type	4-stroke, single cylinder, DOHC, 4 valve	4-stroke, single cylinder, SOHC, 4 valve	4-stroke, single cylinder, SOHC, 4 valve	4-stroke, air cooled with SACS, SOHC	4-stroke, air cooled with SACS, SOHC	4-stroke, air cooled, SOHC
Displacement cm ³	722	493	493	376	376	246
Bore & Stroke mm	104 x 85	87.5 x 82	87.5 x 82	82 x 71.2	82 x 71.2	66 x 72
Compression Ratio	10.0:1	10.0:1	10.0:1	9.0:1	9.0:1	9.2:1
Fuel System	Fuel injection	Fuel injection	Fuel injection	Fuel injection	Fuel injection	Mikuni BS29SS
Starter System	Electric	Electric	Electric	Electric	Electric	Electric & Recoil
Transmission	CVT, 2-speed forward with reverse and front diff-locked 4WD	CVT, 2-speed forward with reverse and front diff-locked 4WD	CVT, 2-speed forward with reverse and front diff-locked 4WD	CVT, 2-speed forward with reverse and selectable 2WD, 4WD	5-speed constant mesh, 2-speed forward with reverse and selectable 2WD, 4WD	5-speed forward with reverse
Drive System	Shaft	Shaft	Shaft	Shaft	Shaft	Shaft
Overall Length mm	2115	2165	2135	2175	2175	1870
Overall Width mm	1210	1250	1250	1145	1145	1070
Overall Height mm	1285	1285	1245	1200	1200	1070
Wheelbase mm	1285	1285	1285	1270	1270	1140
Front Track mm	140	940	940	895	895	790
Rear Track mm	920	920	920	900	900	790
Ground Clearance mm	260	260	260	235	235	210
Seat Height mm	920	920	920	830	830	785
Kerb Mass kg	307	302	307	285	279	199
Front Suspension	Independent, double wishbone, oil-damped. Spring preloaded, 5 way adjustable	Independent, double wishbone, oil-damped. Spring preloaded, 5 way adjustable	Independent, double wishbone, oil-damped. Spring preloaded, 5 way adjustable	Independent double wishbone, coil-sprung, oil-damped. Spring preloaded, 5 way adjustable	Independent double wishbone, coil-sprung, oil-damped. Spring preloaded, 5 way adjustable	Independent, double wishbone, coil-sprung, oil-damped. Spring preloaded, 5 way adjustable
Rear Suspension	Independent, double wishbone, oil-damped. Spring preloaded, 5 way adjustable	Independent, double wishbone, oil-damped. Spring preloaded, 5 way adjustable	Independent, double wishbone, oil-damped. Spring preloaded, 5 way adjustable	Swingarm, dual coil-sprung, oil-damped	Swingarm, dual coil-sprung, oil-damped	Swingarm, coil-sprung, oil-damped
Front Brakes	Dual discs, hydraulically operated	Dual discs, hydraulically operated	Dual discs, hydraulically operated	Dual discs, hydraulically operated	Dual discs, hydraulically operated	Dual discs, hydraulically operated
Rear Brakes	Sealed oil-bathed multi-disc	Sealed oil-bathed multi-disc	Sealed oil-bathed multi-disc	Drum, mechanically operated	Drum, mechanically operated	Drum, mechanically operated
Front Tyres	AT25 x 8-12, tubeless	AT25 x 8-12, tubeless	AT25 x 8-12, tubeless	AT25 x 8-12, tubeless	AT25 x 8-12, tubeless	AT22 x 7-11, tubeless
Rear Tyres	AT25 x 10-12, tubeless	AT25 x 10-12, tubeless	AT25 x 10-12, tubeless	AT25 x 10-12, tubeless	AT25 x 10-12, tubeless	AT22 x 10-9, tubeless
Ignition Type	Electronic Ignition (CDI)	Electronic Ignition (CDI)	Electronic Ignition (CDI)	Electronic Ignition (CDI)	Electronic Ignition (CDI)	Electronic Ignition (CDI)
Fuel Tank Capacity litres	17.5	17.5	17.5	16	16	10.6
Body Colour	Flame red/Terra green	Flame red/Terra green	Flame red/Terra green	Flame red/Terra green	Flame red/Terra green	Flame red/Terra green
Free Datatag Security	✓	✓	✓	✓	✓	✓
Front Rack Capacity kg	30	30	30	30	30	20
Rear Rack Capacity kg	60	60	60	60	60	30
Hitch Capacity kg	450	450	450	450	450	330

JUNIOR SPECIFICATIONS

Model	QuadSport LT-Z90	QuadSport LT-Z50
Engine Type	4-stroke, single cylinder, air cooled	4-stroke, single cylinder, air cooled
Displacement cm ³	90	49
Bore x Stroke mm	45.5 x 55.2	36.0 x 48.6
Compression Ratio	9.2:1	8.4:1
Fuel System	Mikuni VM16 single	Mikuni VM13
Starter System	Electric & Recoil	Electric & Recoil
Transmission	V-belt, automatic	V-belt, automatic
Drive System	Chain	Chain
Overall Length mm	1515	1270
Overall Width mm	855	765
Overall Height mm	865	765
Wheelbase mm	1030	830
Ground Clearance mm	150	120
Seat Height mm	645	535
Kerb Mass kg	127	78
Front Suspension	Independent single A-arm, oil-damped, coil-sprung	Independent single A-arm, oil-damped, coil-sprung
Rear Suspension	Swingarm, oil-damped, coil-sprung	Swingarm, oil-damped, coil-sprung
Front Brakes	Drum	Drum
Rear Brakes	Drum	Drum
Front Tyres	AT19 x 7-8	AT16 x 8-7
Rear Tyres	AT19 x 7-8	AT16 x 8-7
Ignition Type	Electronic ignition (CDI)	Electronic ignition (CDI)
Fuel Tank Capacity litres	6	2.6
Body Colour	White	White
Engine Tether Cut-off	✓	✓

Specifications may vary from models shown.





AT YOUR SERVICE

Ensure smooth performance by regularly servicing your ATV at an Authorised Suzuki Dealership. We only use Suzuki Genuine Parts, designed with the quality, performance and reliability of your machine in mind. Plus we'll keep you on the move with our Suzuki Courtesy ATV Scheme.

HERE ARE SOME KEY REASONS TO KEEP YOUR ATV SERVICED REGULARLY

SPARK PLUGS

Spark plug deterioration can affect the starting and performance of the engine which can increase the emissions, especially when making short journeys.



AIR CLEANER ELEMENT

A clogged or dirty air filter can reduce air intake, which will result in an increase in fuel consumption and can cause engine wear.



ENGINE OIL AND OIL FILTER

Regular engine oil changes keep your engine clean, reduces wear and prevents internal corrosion.

BRAKES

Worn brake pads will affect the ATV's brake efficiency and could also cause damage to the discs.



FUEL FILTER

If you have a partially blocked fuel filter, pump or injector your ATV will struggle to perform correctly. However, using the ATV in this condition will damage the fuel pump rendering it irreparable and will need replacing.



WAY OF LIFE!



OUTBOARD MOTORS

Suzuki has a complete range of four stroke outboards, from the tiny DF2.5, weighing only 13.5kg, to the award-winning V6 DF300AP. Suzuki outboards out-perform the rest and really are the ultimate four stroke outboards.

THE ADVENTURE STARTS WITH SUZUKI

When you ride a Suzuki, you're joining people around the world that own Suzuki products. Whether you're going to the lake or to the sea, across the mountains or through the town, your adventures always start with a Suzuki. Suzuki's full line of products share some common traits: reliability and durability without sacrificing performance.

Visit your nearest Suzuki Dealer or visit www.suzuki.co.uk for full details and brochures about Suzuki cars, outboards and motorcycles.




MOTORCYCLES

Suzuki offers the finest range of junior bikes, cruisers, scooters and off-road bikes from 125cc to 1800cc. Suzuki has long been a leader in both motocross and road racing and this experience is reflected in the design of every Suzuki motorcycle. Visit your nearest motorcycle dealer and get your hands on a new Suzuki.

AUTOMOBILES

From our outstanding SUVs like the all new Vitara and S-Cross, to stylish compact cars such as the Swift and Celerio, Suzuki offers a wide range of vehicles to suit your lifestyle.

Suzuki is known worldwide for its quality, durability and value – traits that accomplish production of more than three million SUVs and cars per year.





Way of Life!



TRY BEFORE YOU BUY

We know that you want an ATV that is comfortable, reliable, and as hard working as you are. Giving you the chance to 'try before you buy',* helps you get a feel for the right model and our expert dealers are on hand to help you find the right ATV that is most suitable for you, and your business' needs.

*Participating dealers only.

THE SMALL PRINT - ATV SAFETY

An ATV is not a toy. An ATV handles differently from all other vehicles. A collision or rollover can occur quickly, even during routine manoeuvres such as turning and driving on hills and over obstacles, if you fail to take proper precautions.

Always read the Owner's Manual carefully and follow the operating procedures described. Pay special attention to the warnings contained in the manual and all the labels on the machine.

The manufacturer advises that no one under the age of 16 years should operate an adult ATV and you should be aware of the requirements of the Agriculture (Accidents to Children) Regulations 1958.

Never carry a passenger on an ATV. Carrying a passenger may upset the balance of the ATV and may cause loss of control.

Never operate an ATV on a public road unless it meets the legal requirements for such use and in any case at not more than 20mph on any public road.

To reduce the risk of an accident, always be aware that an ATV is designed to run off-road using low-pressure tyres, which are not suitable for use on paved or hard surfaces. Failure to do so may result in a

loss of control or being unable to avoid other vehicles, so causing an accident.

Never operate an ATV without an approved motorcycle helmet, eye protection, boots, gloves, long trousers and a long sleeved shirt or jacket.

Never consume alcohol or drugs before or while operating an ATV.

Never operate an ATV at excessive speeds, or attempt to do 'wheelies', jumps or other stunts, unless on a closed circuit or under race conditions. Go at a speed which is proper for the terrain, visibility, conditions and your experience.

Never ride the ATV beyond your level of skill.

Always be careful when operating an ATV, especially when approaching a hill, turns or obstacles or on unfamiliar and rough terrain.

When assessing whether you should fit a rollover protection structure (ROPS) to your ATV in order to comply with your responsibilities under the "Provision and Use of Work Equipment Regulations" (PUWER), you should know that research conducted by the ATV industry indicates

a greater overall risk to safety with the fitment of a ROPS than without it. ATV safety can be optimised by reading the Owner's Manual, obtaining appropriate training, and wearing a helmet and other suitable safety gear.

Junior ATVs are designed and built specifically for this purpose. Safety is equally important and all relevant utility safety rules apply. Any rider must be trained and have the skill and competence to handle the machine safely.

Rider skill and safety can be improved through training. Consult your Suzuki ATV dealer for further information on training courses available in your area. Suzuki recommends EASI training. EASI training is included with every Suzuki ATV purchased from 1st January 2007.

Along with concerned people everywhere, we urge you to show respect for your environment, and the law when using your ATV.

Specifications may change without notice. Illustrated equipment and colours may vary without notice. Some models shown may not be to UK specification. Please check details with your dealer before confirming your order. E&OE

Suzuki GB PLC
Steinbeck Crescent
Snelshall West
Milton Keynes
Bucks
MK4 4AE
0500 011 959

www.suzuki.co.uk

@SuzukiATVsUK

/SuzukiATVsUK

Dealer Stamp

AAATV-BROCH-015